



Basic

## FIXED LIMIT

Handout



## Basics

What is your position at the table?





## Before the Flop



### Starting Hands Chart

#### Very strong hands: AA, KK, QQ / AKs, AKo

Actions of the opposition	Early Pos.	Middle Pos.	Late Pos.	Small Blind	Big Blind
It does not matter what your opponents do.	CAP				

#### Strong hands: JJ, TT, 99 / AQs, AQo, AJs

Actions of the opposition	Early Pos.	Middle Pos.	Late Pos.	Small Blind	Big Blind
All players fold.				Raise	
One player calls the BB.				Raise	
Two or more players call the BB.				Raise	
One player raises. All other opponents fold.	Fold			Raise	
One player raises. At least one opponent calls the raise.				Call	

#### Mediocre hands: AJo, ATs, ATo, KQs, KQo

Actions of the opposition	Early Pos.	Middle Pos.	Late Pos.	Small Blind	Big Blind
All players fold.	Fold			Raise	
One player calls the BB.	Fold			Raise	
Two or more players call the BB.	Fold			Raise	
One player raises. All other opponents fold.				Fold	Call
One player raises. At least one opponent calls the raise.				Fold (KQs call)	Call

#### Speculative hands: From 88 to 22 / KJs, KTs, QJs, QTs, JTs, T9s

Actions of the opposition	Early Pos.	Middle Pos.	Late Pos.	Small Blind	Big Blind
All players fold.	Fold		Raise		
One player calls the BB.	Fold		Call		Check
Two or more players call the BB.			Call		Check
One player raises. All other opponents fold.				Fold	Call
One player raises. At least one opponent calls the raise.				Call	

#### Mixed hands: KJo, KTo, QJo, QTo, JTo / From A9s to A2s, K9s, 87s, 98s

Actions of the opposition	Early Pos.	Middle Pos.	Late Pos.	Small Blind	Big Blind
All players fold.	Fold		Raise		
One player calls the BB.				Call	Check
Two or more players call the BB.	Fold		Call		Check
One player raises. All other opponents fold.				Fold	
One player raises. At least one opponent calls the raise.				Fold	

#### THERE WAS MORE THAN ONE RAISE BEFORE YOU:

You throw away all cards except AA, KK, QQ, AKs and AKo. You continue raising with these hands.

#### THERE WAS EXACTLY ONE RAISE BEHIND YOU

You call the hand with any cards that you entered the hand with. With AA, KK, QQ, AKs or AKo you keep raising.

#### THERE WAS MORE THAN ONE RAISE BEHIND YOU

You call the raise with JJ, TT, 99, AQs, AQo or AJs. With AA, KK, QQ, AKs or AKo you keep raising.



## Which hands can you hold on the flop?

### Made Hands

▶ Top Pair




▶ Overpair



▶ Two Pair



▶ Three of a kind



▶ Straight































▶ Flush



...

## Which hands can you hold on the flop?

### Incomplete Hands/Draws

- ▶ **OESD**    
  
- ▶ **Flushdraw**    
  
- ▶ **Monsterdraw**    
  
- ▶ **Gutshot**    
  
- ▶ **Double Gutshot**    
  
- ▶ **Overcards**    
  
- ▶ **Overcards + Gutshot**    



## The Strategy for the Flop

---

### Monster (two pair or better)

- ▶ You bet and raise as often as possible.

### Top Pair or Overpair

- ▶ You bet or raise once.
- ▶ If there is a raise behind you, you only call.

### Monsterdraw

- ▶ You bet and raise as often as possible.

### Flushdraw, OESD or double gutshot

- ▶ You bet or raise once.
- ▶ If there is a raise behind you, you only call.

### Gutshot or Overcards

- ▶ You only bet if you raised before the flop and there are at most two opponents left in the hand.
- ▶ You call an opposing bet or raise only when the pot size is at least ten times the size of the bet which you still need to call.

### Gutshot and Overcards

- ▶ You bet or raise once.
- ▶ If there is a raise behind you, you only call

### Trash Hand

- ▶ If you raised before the flop and there are at most two opponents in the hand, you bet.
- ▶ If you get raised or someone bets before you, you fold.



## The strategy for the turn

---

### NO ONE HAS BET AND YOU HAVE THE INITIATIVE

---

- You bet with ...**
- ▶ All made hands as of top pair
  - ▶ Draws, if you have two opponents at the most.
- 

- You check with ...**
- ▶ Draws, if there are more than two opponents (in order to call a bet with the correct odds).
  - ▶ Every other hand.
- 

### NO ONE HAS BET AND YOU DON'T HAVE THE INITIATIVE

---

- You bet with ...**
- ▶ Two pair or better.
- 

- You check with ...**
- ▶ Every other hand.
- 

### SOMEONE HAS BET BEFORE YOU

---

- You raise with ...**
- ▶ Two pair or better.
- 

- You call with ...**
- ▶ Top pair or overpairs.
  - ▶ Monsterdraws, flushdraws, OESDs or double gutshots.
  - ▶ Gutshots, if the pot is at least 10 times the size of the bet you would need to call.
- 

- You fold with ...**
- ▶ Every other hand.
- 

### SOMEONE BET AND WAS RAISED ONCE OR EVEN MULTIPLE TIMES

---

- You raise with ...**
- ▶ Two pair or better, if you can assume that in combination with the community cards you currently have the best hand.
- 

- You call with ...**
- ▶ Two pair or better, if the community cards have developed in a fashion, that you can no longer assume to have the best hand.
- 

- You fold with ...**
- ▶ Every other hand
-



## The strategy for the turn

---

### THERE IS EXACTLY ONE BET BEHIND YOU

---

**You raise with ...** ▶ Two pair or better.

---

**You call with ...**

- ▶ Top pair or overpairs.
- ▶ Monsterdraws, flushdraws, OESDs or double gutshots.
- ▶ Gutshots, when the pot is at least ten times as big as the amount you still need to call.

---

**You fold with ...** ▶ Every other hand.

---

### THERE IS MORE THAN ONE RAISE BEHIND YOU

---

**You raise with ...** ▶ Two pair or better, if you can assume that in combination with the community cards you currently have the best hand.

---

**You call with ...**

- ▶ Two pair or better, if the community cards have developed in a fashion, that you can no longer assume to have the best hand.
- ▶ Monsterdraws, flushdraws
- ▶ OESDs and double gutshots, when no flush is possible.

---

**You fold with ...** ▶ Every other hand.

---



## The Strategy for the river

---

### YOU HAVE THE INITIATIVE

---

- ▶ You bet with every made hand.
- ▶ If there is a raise behind you and the community cards allow a better hand than yours you simply call the raise. Otherwise you can continue raising if you are sure to hold the best hand.
- ▶ If an opponent bets before you, you raise with two pair or better if there are no better hands possible. Otherwise you just call.
- ▶ If you don't have a made hand, you check and fold to an opposing bet.

### YOU DON'T HAVE THE INITIATIVE

---

- ▶ You bet if you hit a top pair. If someone bets before you, or there is a raise behind you, you call. If you would need to call more than one bet, e.G. there was a bet and a raise before you, you should fold.
- ▶ If you had a top pair over overpair on the flop with which you just called, you should also call a possible river bet. If several opponents start betting and raising though, you are most likely behind and should fold.
- ▶ You only bet or raise with two pair or better and when no better hand is possible. Otherwise you just call.
- ▶ If you don't have a made hand, you simply check and fold to an opposing bet.

#### EXCEPTION

If you are only facing a single opponent and have any kind of pair on the river, even if it isn't top pair, you will surely call a bet from him.



## Your personal roadmap

The starting point for your poker career is the \$50 + bonus, which you receive as starting capital after having passed the quiz. With this money you start playing FL \$0.10/\$0.20.



### Step 1: You play \$0.10/\$0.20

Move up to step 2: with at least \$90



### Step 2: You play \$0.15/\$0.30

Move up to step 3: with at least \$150

Move back down to 1: at the latest with \$60



### Step 3: You play \$0.25/\$0.50

Move up to step 4: with at least \$300

Move back down to step 2: at the latest with \$90



### Step 4: You play \$0.50/\$1.00

Move back down to step 3: at the latest with \$150